
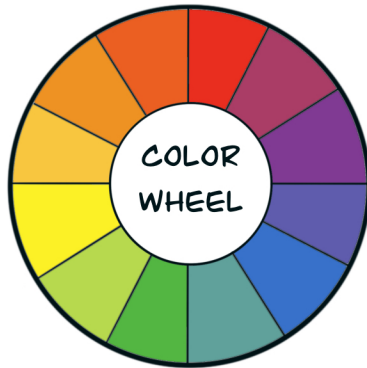


PAINTED MOSAIC COASTERS

SUPPLIES:

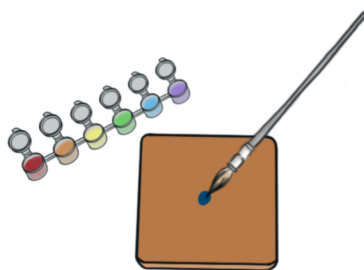


FOR REFERENCE
WHEN MIXING PAINT



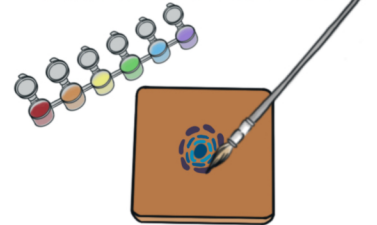
STEP 1:

START BY PAINTING
A CENTRAL MARK



STEP 2:


GRADUALLY
ADD SHORT MARKS,
FILLING THE SURFACE



TRY VARYING THE SIZE AND SHAPE
OF YOUR MARKS

STEP 3:

LET PAINT DRY
COMPLETELY
(ABOUT 10-15 MINUTES)



STEP 4:

ADD A FEW LAYERS OF MOD PODGE
TO DRY SURFACE
ALLOWING EACH LAYER
TO DRY COMPLETELY
BEFORE ADDING THE NEXT LAYER



*MOD PODGE WILL DRY CLEAR

STEP 5:

COASTERS CAN BE USED
FOR HOT AND COLD BEVERAGES

