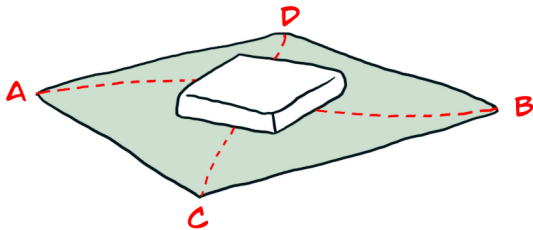


FUROSHIKI

FUROSHIKI ARE JAPANESE WRAPPING CLOTHS, USED TO WRAP AND CARRY GIFTS AND OTHER GOODS. IN THE NARA PERIOD (710-794 AD), TSUTSUMI CLOTHS, A PREDECESSOR TO FUROSHIKI, WERE USED TO WRAP VALUABLES. FUROSHIKI GAINED ITS NAME FROM THE 15TH CENTURY PRACTICE OF WRAPPING CLOTHING IN A CLOTH WHEN VISITING A PUBLIC BATHHOUSE, AND IT HAS REMAINED A BEAUTIFUL AND SUSTAINABLE WAY TO WRAP AND TRANSPORT ITEMS, ESPECIALLY AS WE HAVE SOUGHT OUT MORE WAYS TO REDUCE WASTE AND REUSE WHAT WE HAVE.

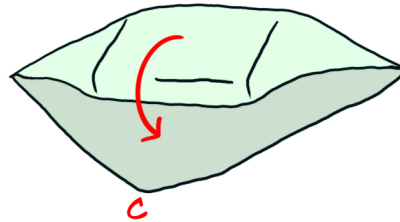
STEP 1:

PLACE GIFT BOX AT THE CENTER OF THE FABRIC SQUARE WHERE THE TWO DIAGONAL LINES **A-B** AND **C-D** CROSS.



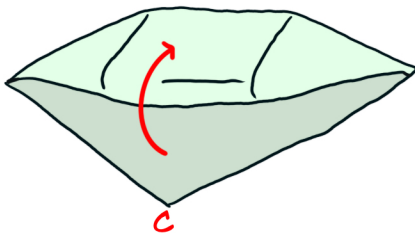
STEP 2:

LIFT CORNER **D** UP AND OVER TOWARDS CORNER **C**, TUCKING THE END UNDERNEATH THE BOX.



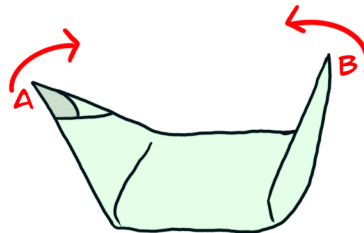
STEP 3:

BRING CORNER **C** UP AND OVER THE BOX. YOU CAN EITHER TUCK THE EXCESS UNDERNEATH THE BOX OR FOLD IT NEATLY SO THAT IT LINES UP WITH THE EDGE OF THE BOX.



STEP 4:

LIFT CORNERS **A** AND **B** TOWARDS THE CENTER OF THE BOX AND TIE IN A KNOT.



STEP 5:

IF THE BOW IS TOO LARGE, TIE A SECOND KNOT.

